

A dynamic splash of water with numerous bubbles, creating a sense of movement and freshness. The water is a clear, light blue color, and the bubbles are of various sizes, some catching the light.

Please Support Water Quality Improvement Fund (WQIF) Appropriations for Hampton Roads Nutrient Upgrade Projects

Jay Bernas, P.E., GM/CEO

August 12, 2025

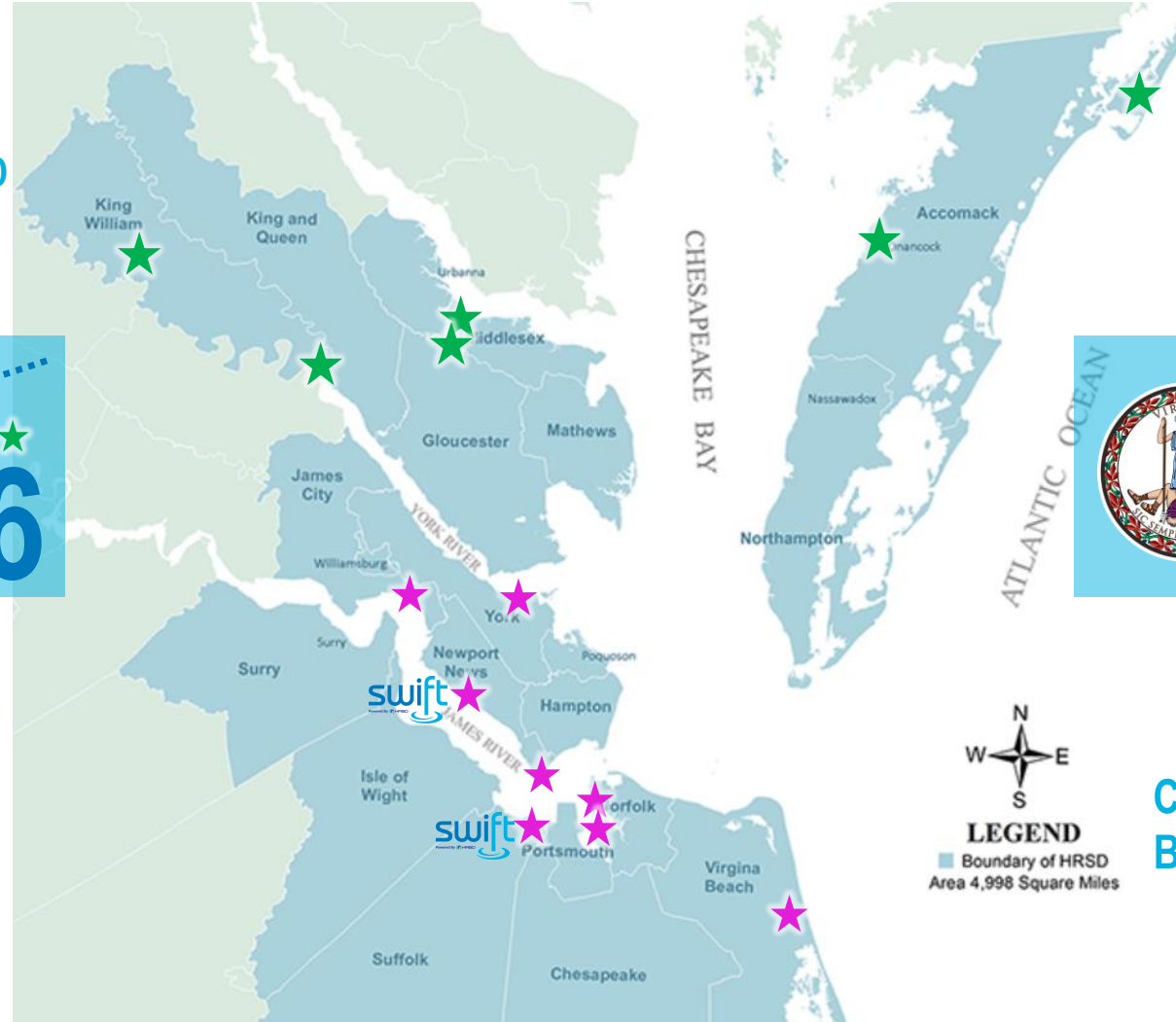


Regional Wastewater Authority for 20 cities and counties

225 MILLION GALLONS
PER DAY OF COMBINED
TREATMENT CAPACITY

8 MAJOR TREATMENT
PLANTS
6 SMALL
TREATMENT PLANTS

500+miles
SEWER FORCE MAINS
AND GRAVITY SEWERS



1.9 MILLION
INDIVIDUALS
SERVED



POLITICAL SUBDIVISION
COMMONWEALTH OF
VIRGINIA



10-YR
CAPITAL
BUDGET

\$3.4
BILLION

Virginia's Bay TMDL Phase 3 WIP Relies Heavily on HRSD SWIFT Upgrades

- 2021 Enhanced Nutrient Removal Certainty Program (ENRCP) Project List
- HRSD is aggressively implementing the legislation to meet nutrient reductions on short deadlines

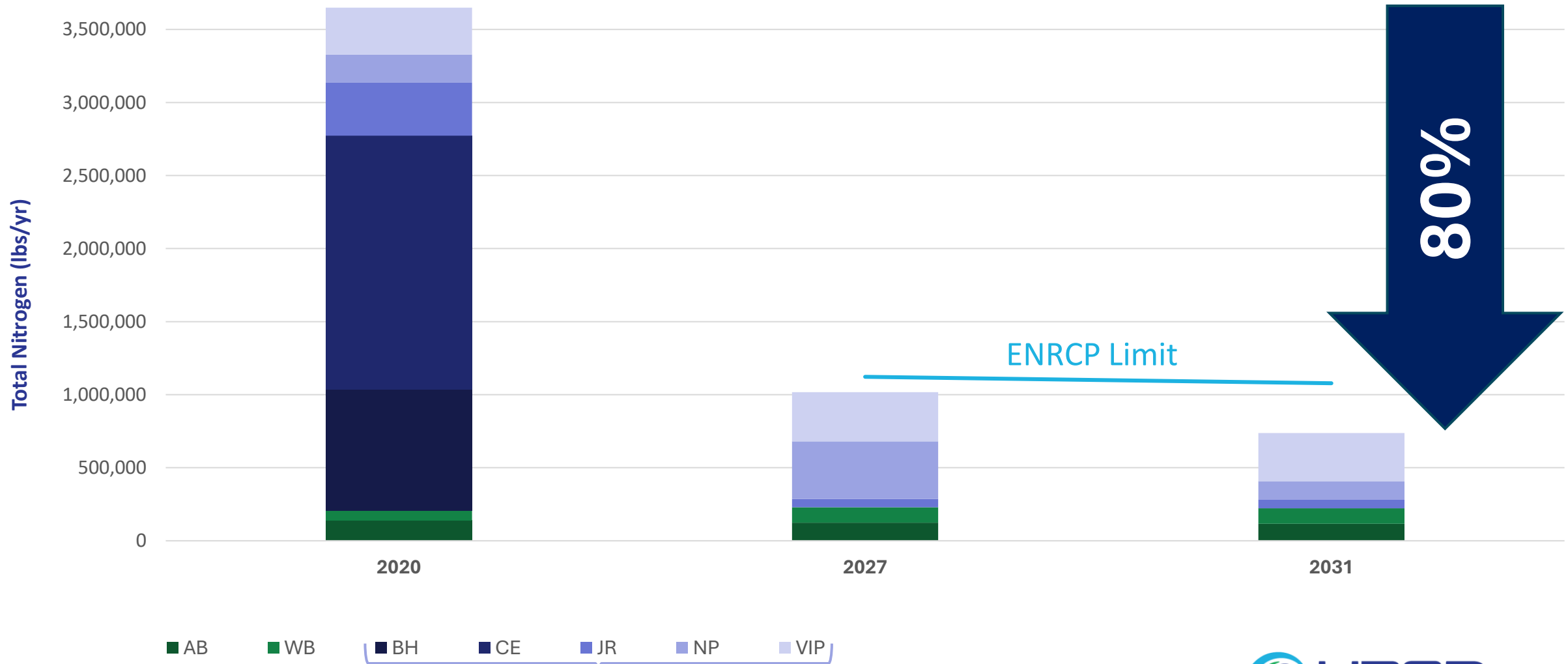
§ 62.1-44.19:14. Watershed general permit for nutrients.

1. Priority projects for additional nitrogen and phosphorus removal (schedule for compliance):

PROJECT NAME	DESCRIPTION (COMPLIANCE SCHEDULE)
HRSD-Boat Harbor WWTP	Convey by subaqueous crossing to Nansemond River WWTP for nutrient removal (1/1/2026)
HRSD-Nansemond River WWTP	Upgrade and expand with nutrient removal technology of 4.0 mg/L total nitrogen (1/1/2026) and 0.30 mg/L total phosphorus (1/1/2032)
HRSD-Williamsburg WWTP	Upgrade with nutrient removal technology of 4.0 mg/L total nitrogen (1/1/2026) and 0.30 mg/L total phosphorus (1/1/2032)
HRSD-VIP WWTP	Upgrade with nutrient removal technology of 4.0 mg/L total nitrogen (1/1/2026) and 0.30 mg/L total phosphorus (1/1/2032)
HRSD-James River WWTP	Upgrade with nutrient removal technology of 4.0 mg/L total nitrogen (1/1/2026) and 0.30 mg/L total phosphorus (1/1/2028)
HRSD-Army Base WWTP	Convey to VIP WWTP for nutrient removal (1/1/2032) or upgrade with nutrient removal technology of 4.0 mg/L total nitrogen (1/1/2026) and 0.30 mg/L total phosphorus (1/1/2032)

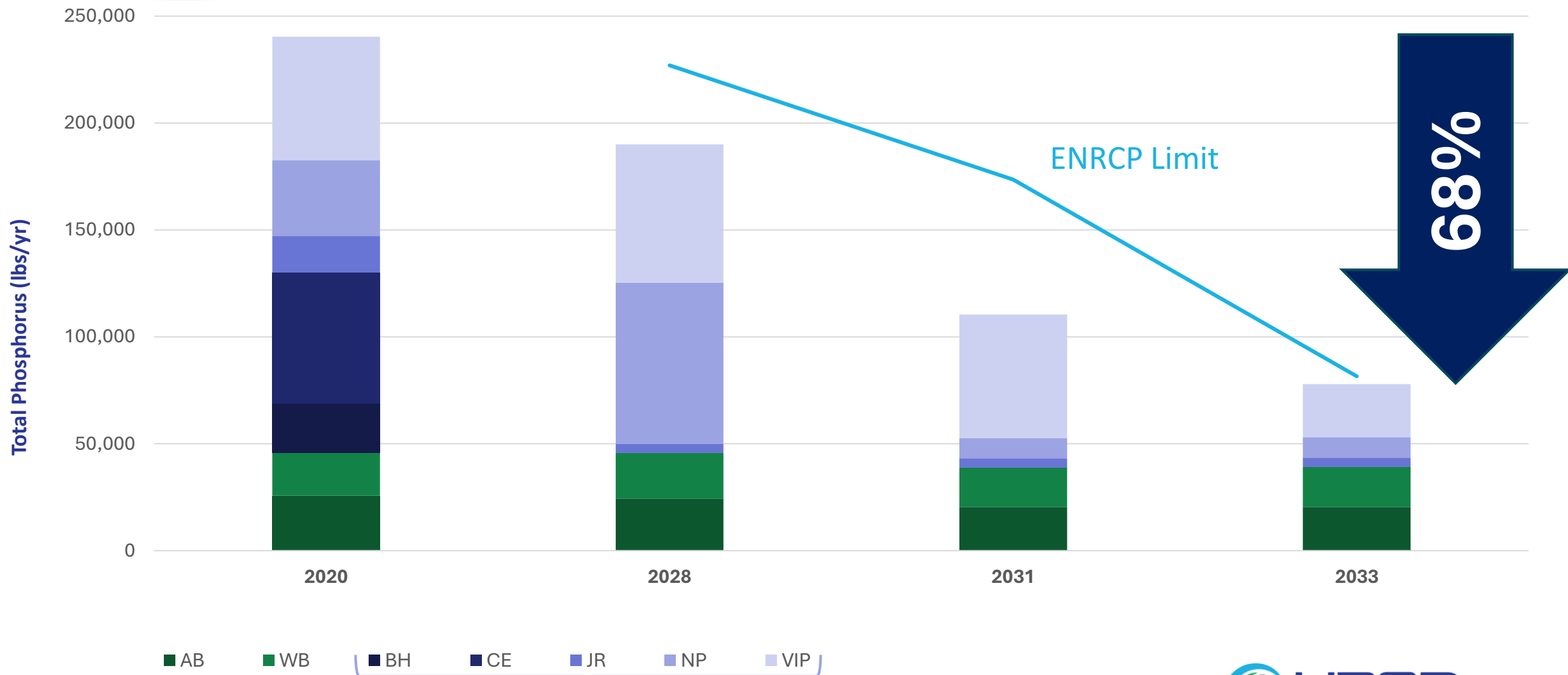


HRSD ENRCP implementation can reduce nitrogen loads up to 3 million pounds annually



ENRCP Projects to achieve aggregate compliance

HRSD ENRCP implementation can reduce phosphorus loads up to 170,000 pounds annually



ENRCP Projects to achieve aggregate compliance

Water Quality Improvement Fund (WQIF)

- Virginia Water Quality Improvement Act of 1997
 - Supports nutrient-reduction strategies for the Chesapeake Bay and other watersheds (VA Code § 10.1-2128)
- Point Source Grants for nutrient removal technologies, including conveyance
- Virginia has always met it's WQIF obligations
- Between 2007-2019, WQIF funded \$796M in wastewater treatment projects
 - \$625M was outside of Hampton Roads

Water Quality Improvement Fund (WQIF)

- Virginia's 2024-2026 Biennial budget - \$400M approved
 - HRSD's share 78% or \$312M
- HRSD's request through 2030 to fund ENRCP Projects = \$1.14B
 - Hampton Roads ratepayers would have to fund any shortfall
 - Hampton Roads ratepayers are already funding \$1.26B



BLUF - **HRSD** saved the region \$5.0 billion

Sustainable, Innovative Wastewater Treatment

Total Compliance Cost = \$7.8 B

\$4.1 B

Clean Water Act Compliance



- Each Locality builds wet weather capacity = \$2.7B
- HRSD builds wet weather capacity = \$1.4B

\$3.7 B

Chesapeake Bay Restoration



- Each Locality builds stormwater retrofits = \$2.2 B
- HRSD builds treatment upgrades = \$1.5 B

**Saves the
region
~\$5.0B***


**HRSD's EPA Approved
Integrated Plan = \$2.8 B**

~ dual compliance benefits ~

Locality Stormwater Retrofits Required by 2025

2017 Nutrient Trading Agreements

- In 2017, HRPDC estimated the regional stormwater retrofits would cost **\$1.8B**
- HRSD will annually transfer nutrient credits to each Locality to ensure stormwater retrofit compliance
- No cost trades
- Subject to Federal, State and Local approvals

Locality	Total Cost over 15 years	Locality	Total Cost over 15 years
Chesapeake	\$255M	James City County	\$87M
Hampton	\$198M	Poquoson	\$14M
Newport News	\$224M	Suffolk	\$109M
Norfolk	\$280M	Williamsburg	\$18M
Portsmouth	\$125M	York County	\$94M
Virginia Beach	\$323M	Gloucester County	\$33M
Isle of Wight	\$40M	Surry County	\$7M
Hampton Roads	\$1.8B Nov 2017 		



Please Support WQIF Appropriations

Questions?



swift