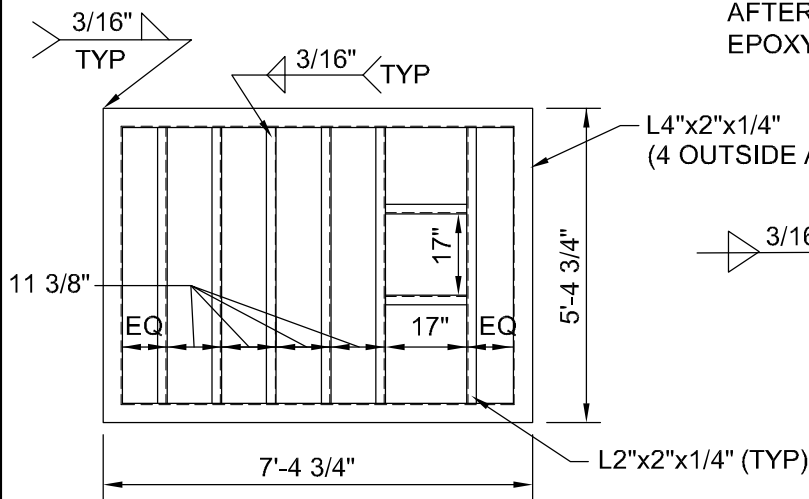


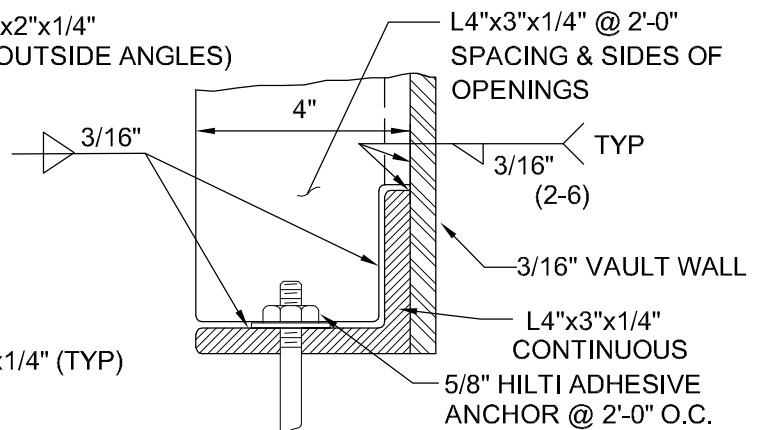
VAULT COVER (PLATE)

NOTES:

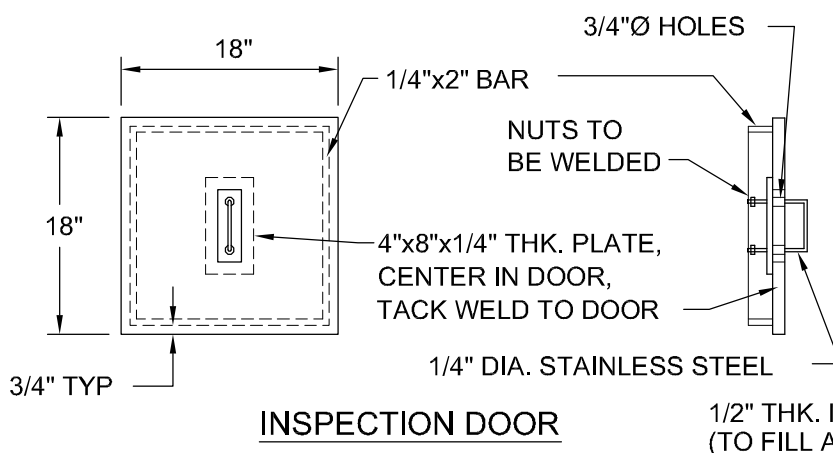
1. THIS BOX IS NOT TO BE USED IN STREETS, ALLEYS, OR ANY AREA EXPOSED TO VEHICULAR TRAFFIC.
2. THIS BOX CAN ONLY BE USED IN WELL-DRAINED SAND OR GRAVEL BACKFILL.
3. GRADE OF STEEL SHALL BE A36.
4. ALL EDGES TO BE GROUND SMOOTH.
5. BEDDING MATERIAL AROUND BOX TO BE SELECT MATERIAL.
6. STITCH WELD TOP TO FRAME WITH 3" BEAD ON 6" C-C.
7. ENTIRE ASSEMBLY TO BE HOT DIPPED GALVANIZED AFTER FABRICATION, THEN COATED WITH COAL TAR EPOXY. (EXCLUDING TOP PLATE)



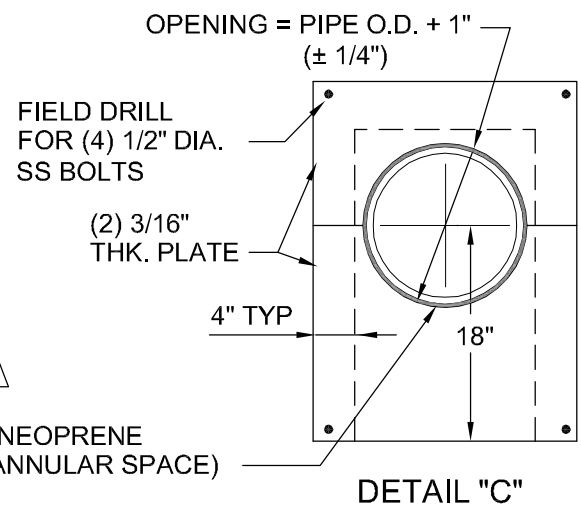
VAULT COVER (FRAME)



DETAIL "B"



INSPECTION DOOR



DETAIL "C"

METAL METER VAULT **(3" THRU 8" WATER METER ASSEMBLIES)**

NOT TO SCALE