

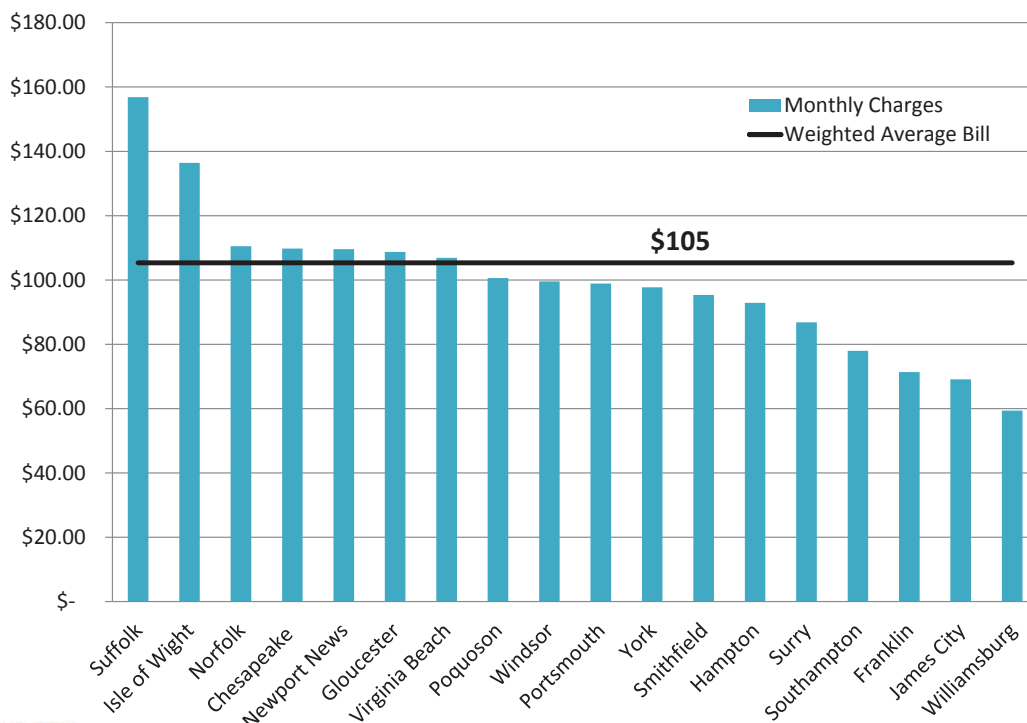
Affordability of Public Services (water, sewer, stormwater)

March 7, 2018
Directors of Utilities Committee

Whitney S. Katchmark, P.E.
Hampton Roads Planning District Commission



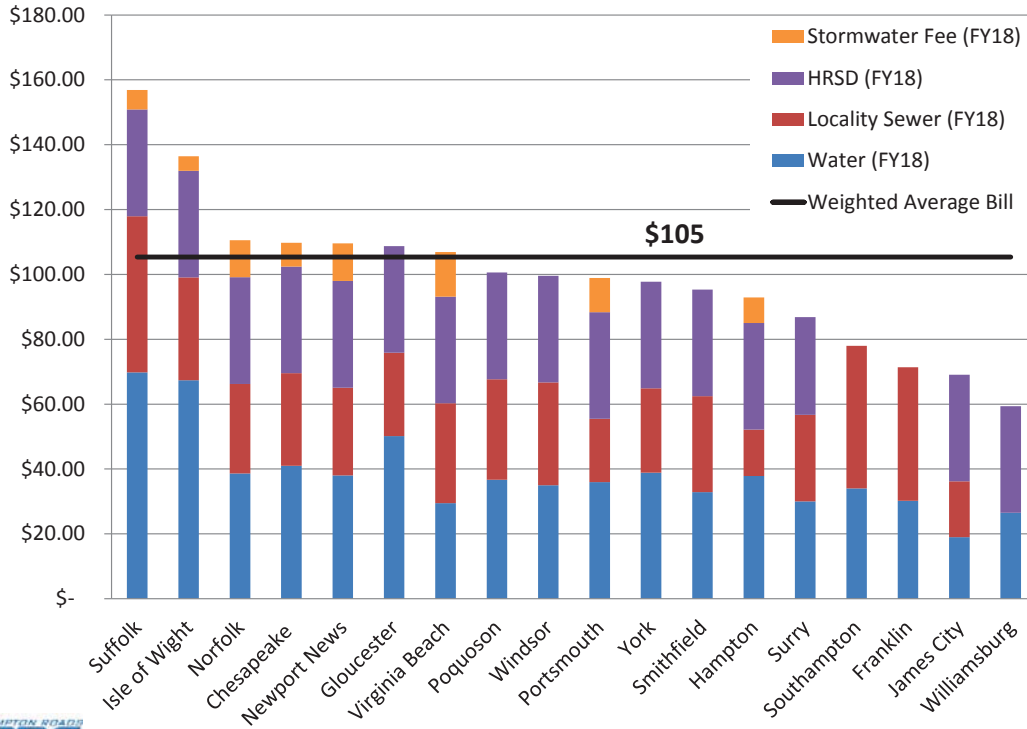
Current "Water Bill"
Estimated Average Monthly Costs - Single Family Household
Water, Sewer, & Stormwater Services
(based on FY18 rates and 5,000 gal/month water use)



Current "Water Bill"

Estimated Average Monthly Costs - Single Family Household Water, Sewer, & Stormwater Services

(based on FY18 rates and 5,000 gal/month water use)



3

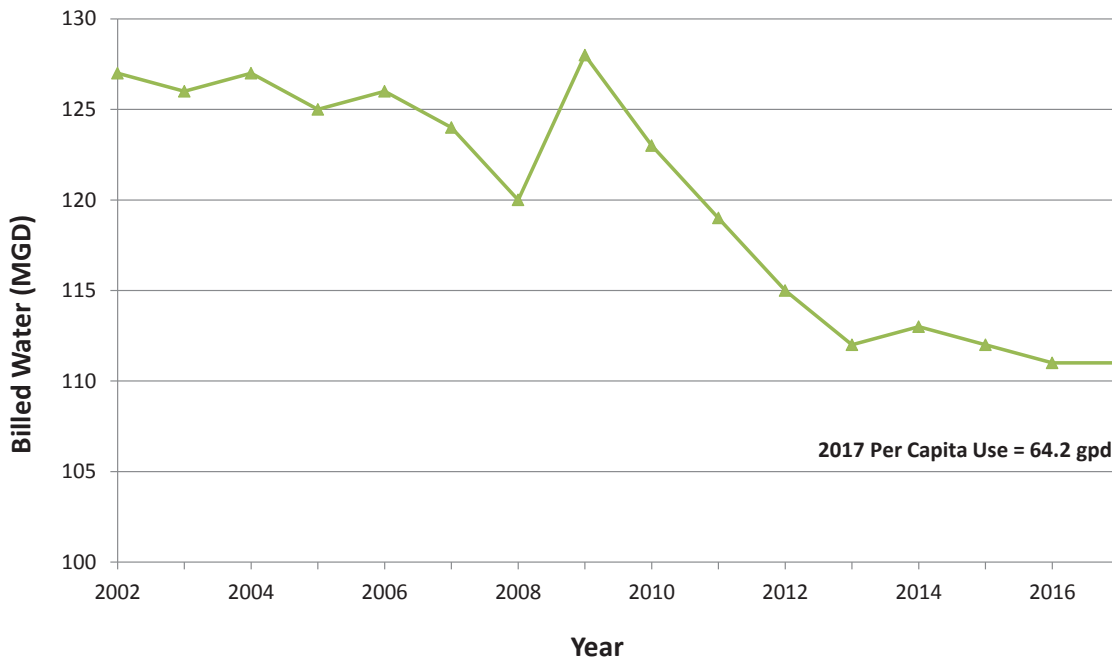
Monthly Cost per Single-Family Household

(FY18 rates; 5,000 gal/mo)

	Water (FY18)	Locality Sewer (FY18)	HRSD (FY18)	Total Sewer (FY18)	Water & Sewer (FY18)	Stormwater Fee (FY18)	MS4	Monthly Cost Water, Sewer, and Stormwater
Suffolk	\$ 69.77	\$ 48.19	\$ 32.89	\$ 81.08	\$ 150.85	\$ 6.00	Phase II	\$ 156.85
Isle of Wight	\$ 67.37	\$ 31.70	\$ 32.89	\$ 64.59	\$ 131.96	\$ 4.50	Non-MS4	\$ 136.46
Norfolk	\$ 38.64	\$ 27.61	\$ 32.89	\$ 60.49	\$ 99.13	\$ 11.39	Phase I	\$ 110.52
Chesapeake	\$ 41.01	\$ 28.52	\$ 32.89	\$ 61.41	\$ 102.42	\$ 7.35	Phase I	\$ 109.77
Newport News	\$ 38.05	\$ 27.03	\$ 32.89	\$ 59.91	\$ 97.96	\$ 11.60	Phase I	\$ 109.56
Gloucester	\$ 50.18	\$ 25.69	\$ 32.89	\$ 58.58	\$ 108.76	N/A	N/A	\$ 108.76
Virginia Beach	\$ 29.46	\$ 30.81	\$ 32.89	\$ 63.70	\$ 93.16	\$ 13.74	Phase I	\$ 106.90
Poquoson	\$ 36.70	\$ 31.00	\$ 32.89	\$ 63.89	\$ 100.59	N/A	Phase II	\$ 100.59
Windsor	\$ 35.00	\$ 31.70	\$ 32.89	\$ 64.59	\$ 99.59	N/A	N/A	\$ 99.59
Portsmouth	\$ 35.94	\$ 19.55	\$ 32.89	\$ 52.44	\$ 88.38	\$ 10.50	Phase I	\$ 98.88
York	\$ 38.86	\$ 26.00	\$ 32.89	\$ 58.89	\$ 97.75	N/A	Phase II	\$ 97.75
Smithfield	\$ 32.88	\$ 29.57	\$ 32.89	\$ 62.46	\$ 95.33	N/A	N/A	\$ 95.33
Hampton	\$ 37.85	\$ 14.30	\$ 32.89	\$ 47.19	\$ 85.04	\$ 7.83	Phase I	\$ 92.87
Surry	\$ 30.00	\$ 26.70	\$ 30.15	\$ 56.85	\$ 86.85	N/A	N/A	\$ 86.85
Southampton	\$ 34.00	\$ 44.00	\$ -	\$ 44.00	\$ 78.00	N/A	N/A	\$ 78.00
Franklin	\$ 30.22	\$ 41.16	\$ -	\$ 41.16	\$ 71.38	N/A	N/A	\$ 71.38
James City	\$ 19.00	\$ 17.21	\$ 32.89	\$ 50.10	\$ 69.10	N/A	Phase II	\$ 69.10
Williamsburg	\$ 26.50	\$ -	\$ 32.90	\$ 32.90	\$ 59.40	N/A	Phase II	\$ 59.40

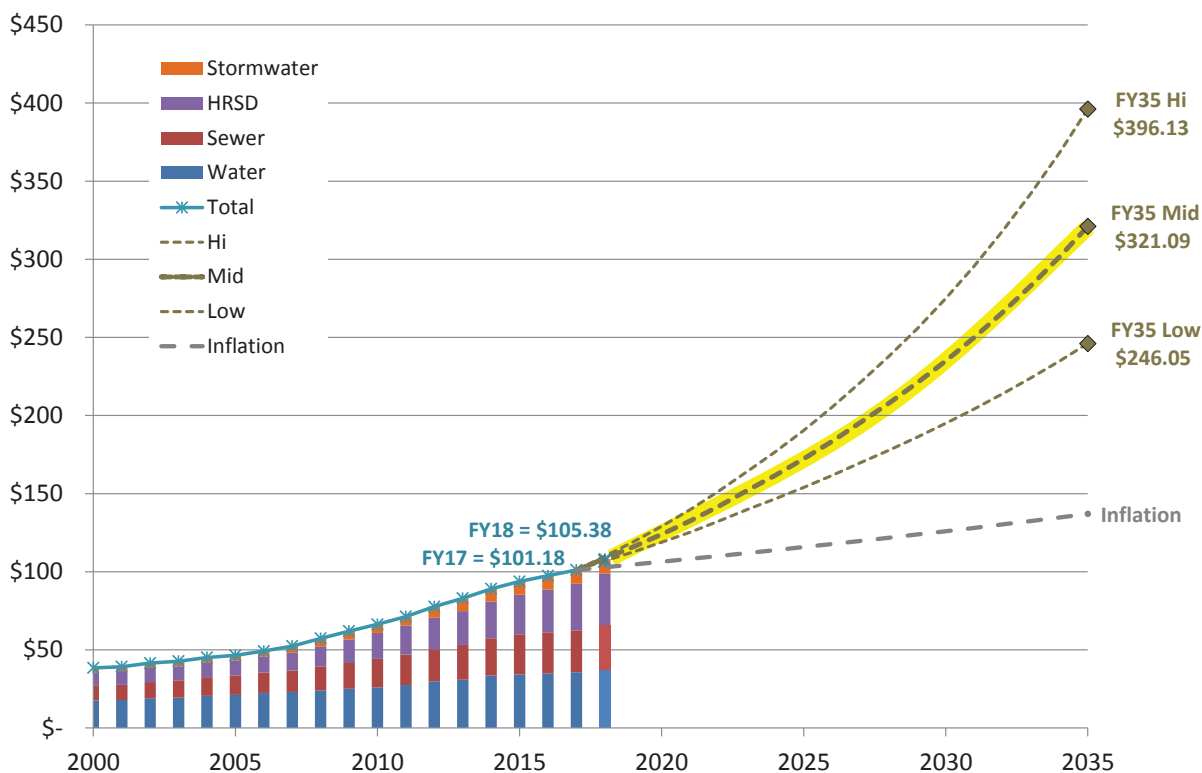
4

HRSD - Billed Water Use (2002 to 2017)



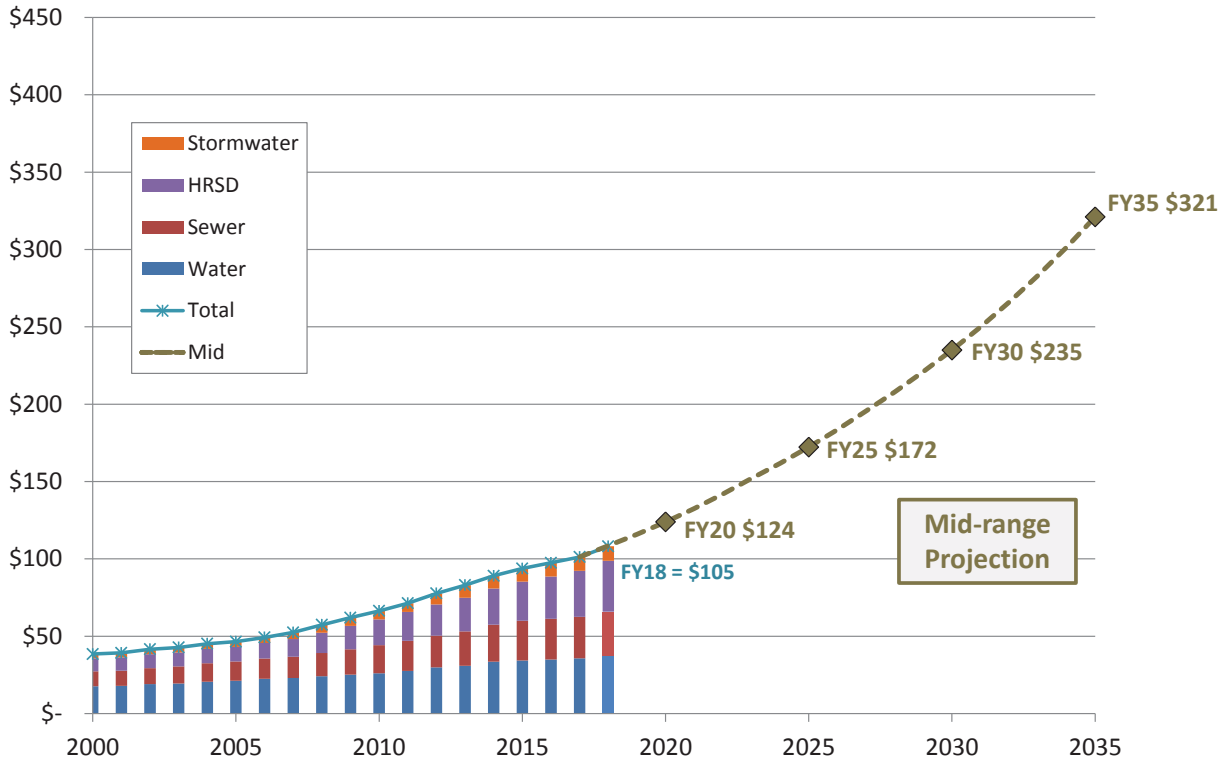
5

Average Monthly "Water Bill" in Hampton Roads 2000 to 2035



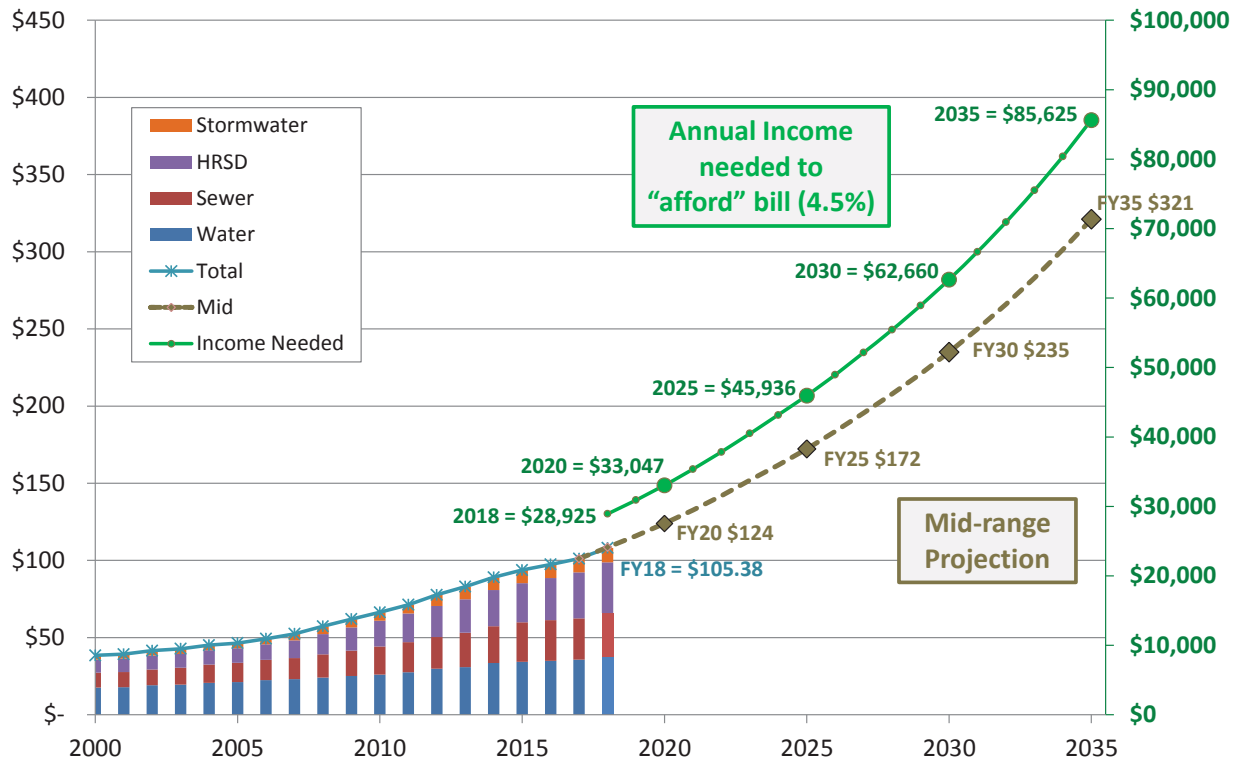
6

Average Monthly "Water Bill" in Hampton Roads 2000 to 2035



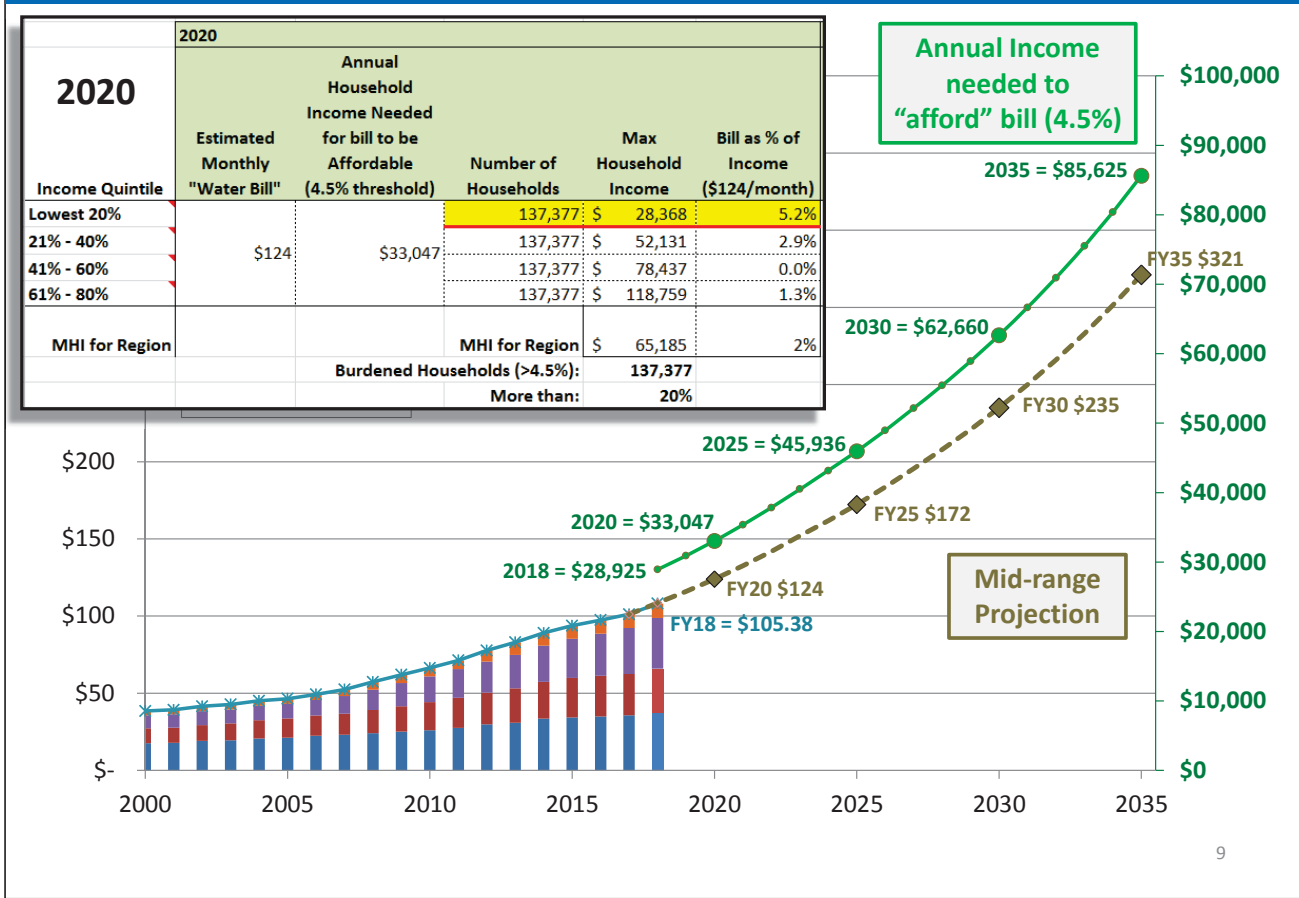
7

Average Monthly "Water Bill" in Hampton Roads 2000 to 2035



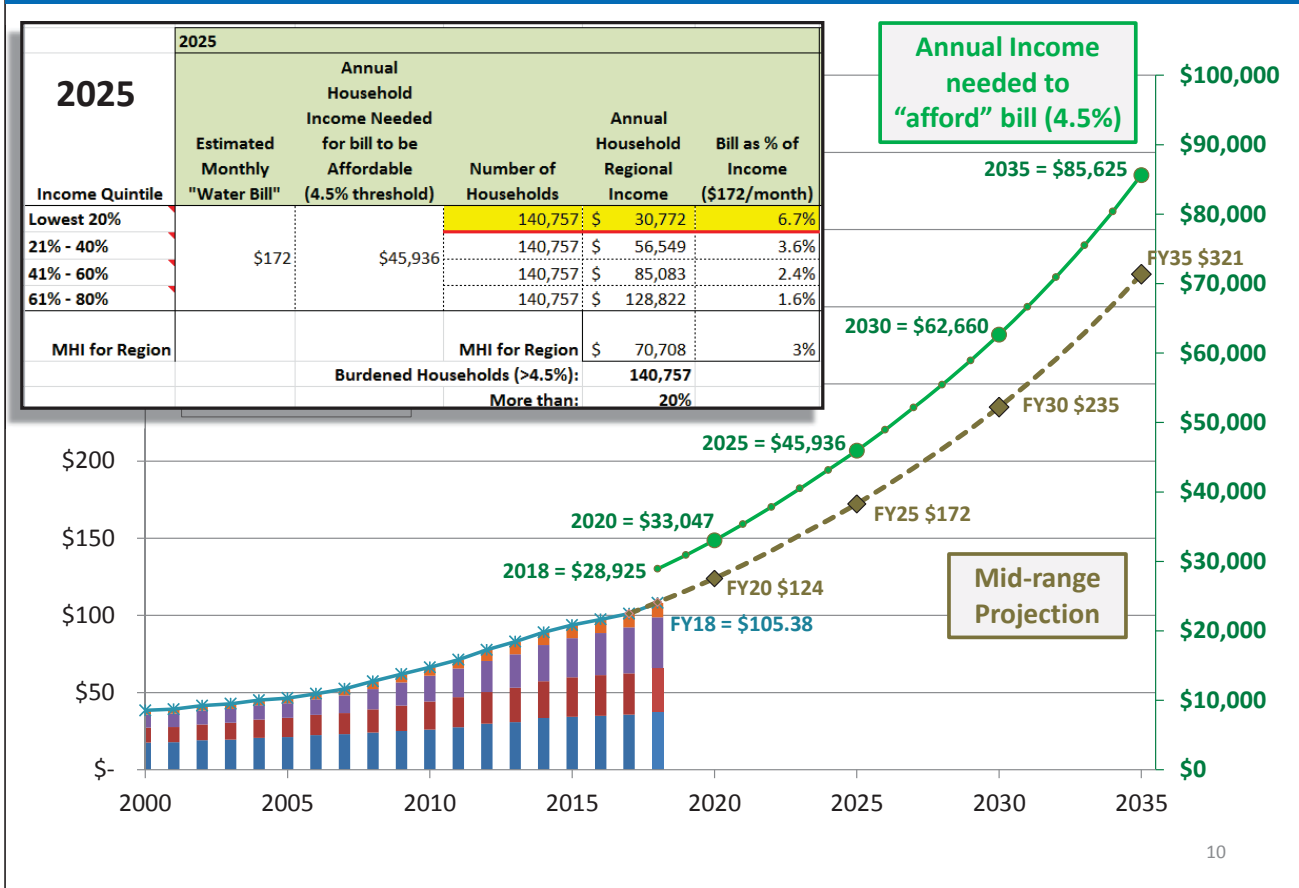
8

Average Monthly "Water Bill" in Hampton Roads 2000 to 2035



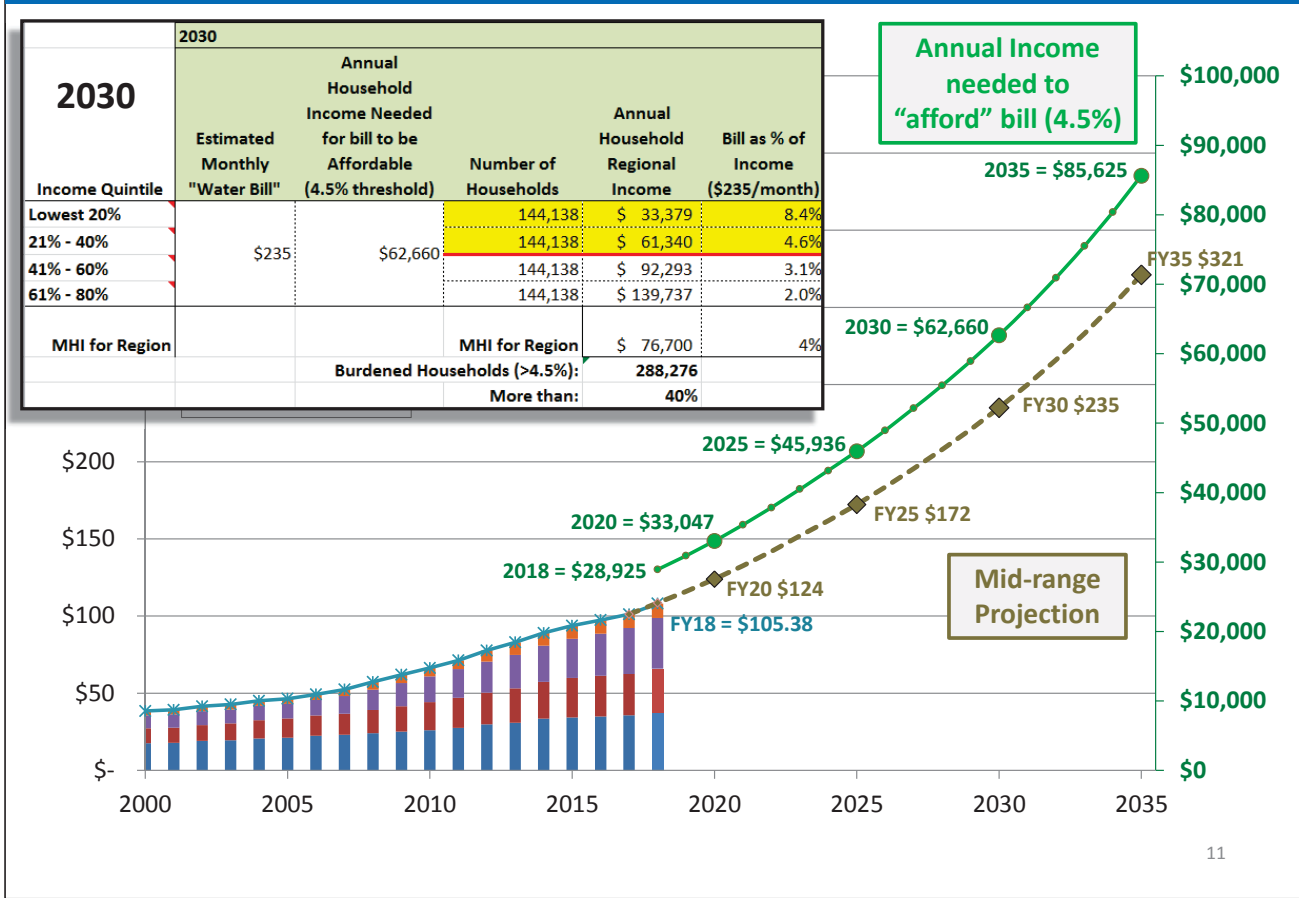
9

Average Monthly "Water Bill" in Hampton Roads 2000 to 2035



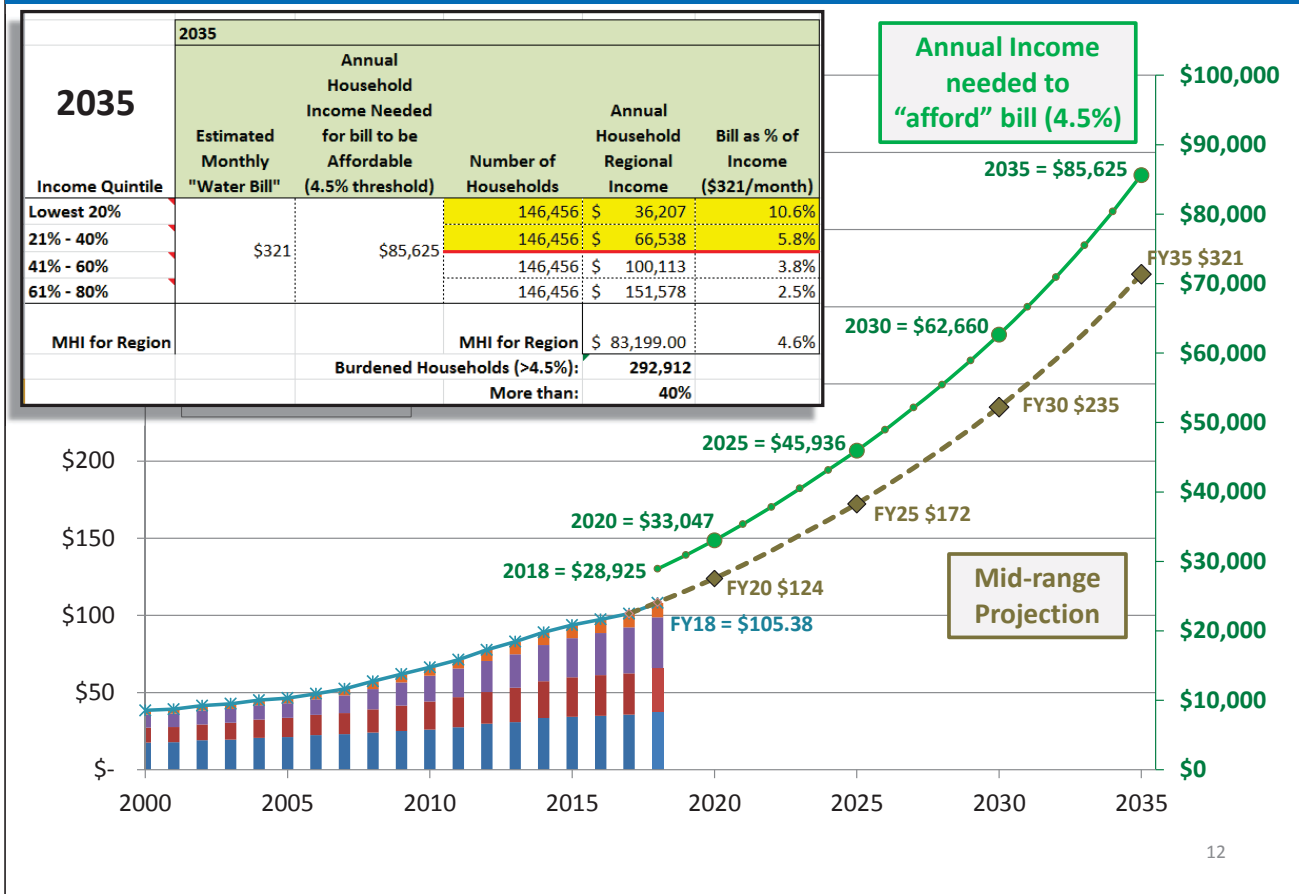
10

Average Monthly "Water Bill" in Hampton Roads 2000 to 2035



11

Average Monthly "Water Bill" in Hampton Roads 2000 to 2035



12

HRSD Rate Projections 2017 to 2037

