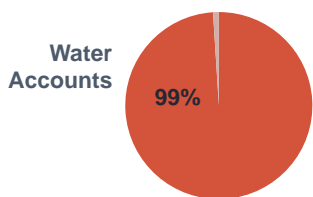
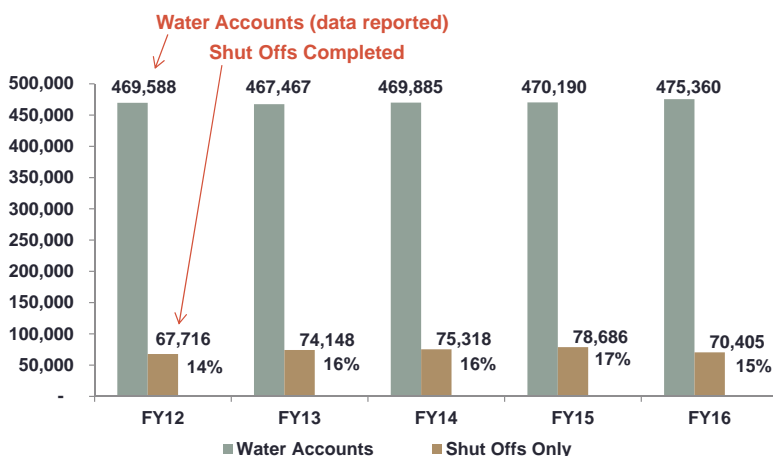


Water Shut Offs Completed (Nonpayment)



Data received from 8 utilities representing:

- **99% of water accounts in the region**
- 14 localities (service area)
- FY12 through FY16

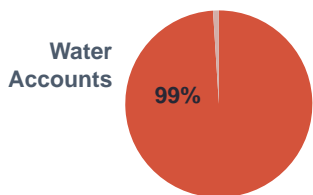


ACS 2015 Estimates
(Same Geography, 5-yr est.):

617,038 Households
67,635 w/ Food Stamp/
SNAP benefits
16,390 w/ cash public
assistance
\$59,961 MHI (HRPDC est.)

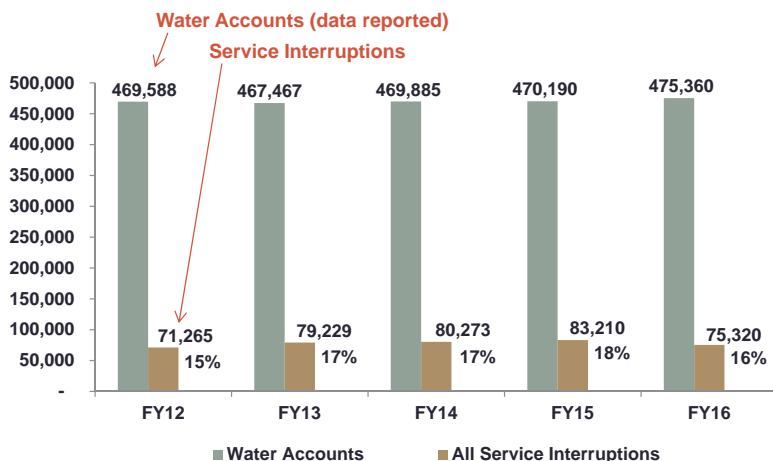
1,670,015 People
210,039 in poverty
(13%)

Service Interruptions Completed (Nonpayment)



Data received from 8 utilities representing:

- **99% of water accounts in the region**
- 14 localities (service area)
- FY12 through FY16
- **Shut off, meter lock, meter removal**



ACS 2015 Estimates
(Same Geography, 5-yr est.):

617,038 Households
67,635 w/ Food Stamp/
SNAP benefits
16,390 w/ cash public
assistance
\$59,961 MHI (HRPDC est.)

1,670,015 People
210,039 in poverty
(13%)