

# Affordability of Public Services (water, sewer, stormwater)

February 7, 2018  
Directors of Utilities Committee

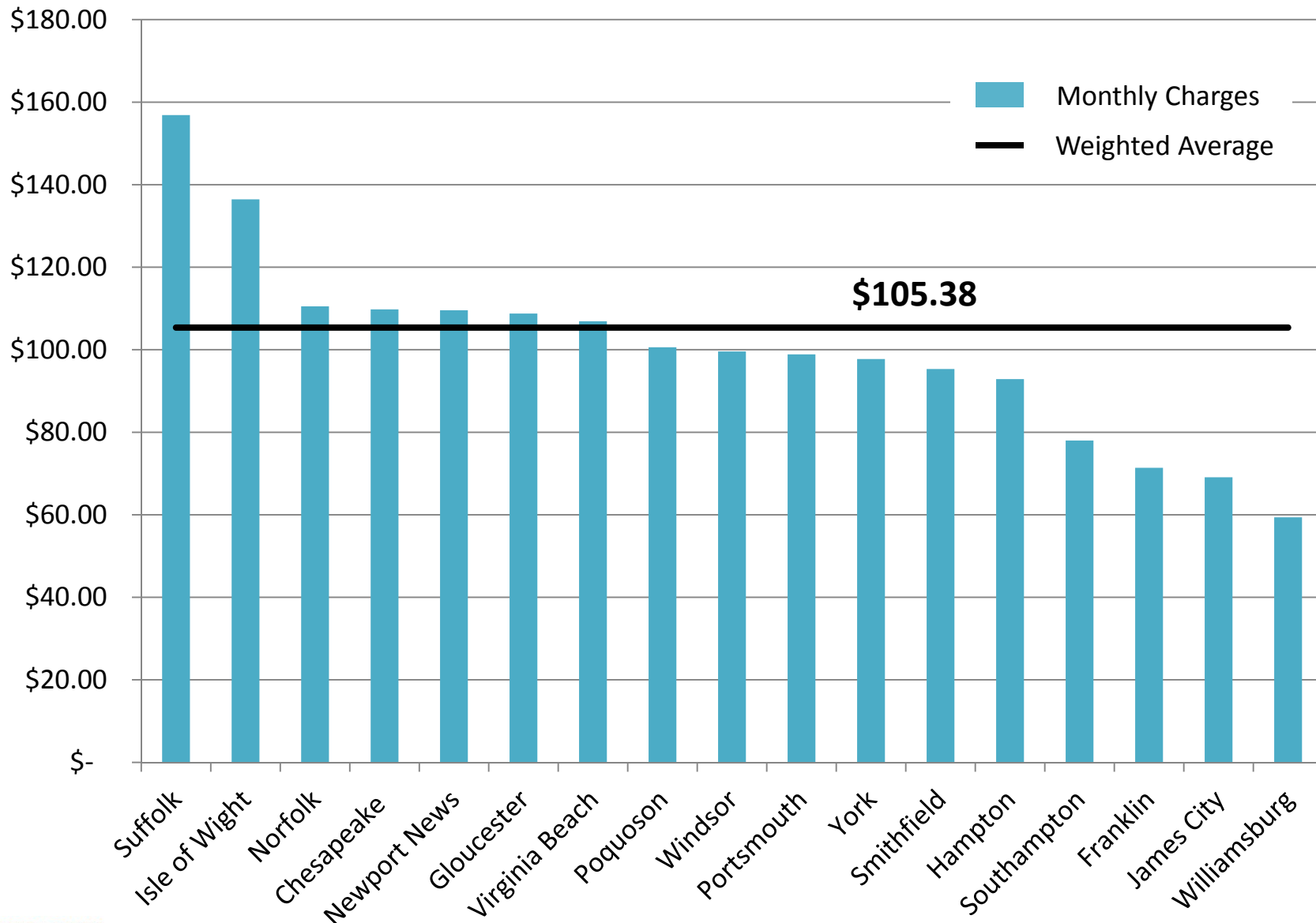
Whitney S. Katchmark, P.E.  
Hampton Roads Planning District Commission



# Current "Water Bill"

## Estimated Average Monthly Costs - Single Family Household Water, Sewer, & Stormwater Services

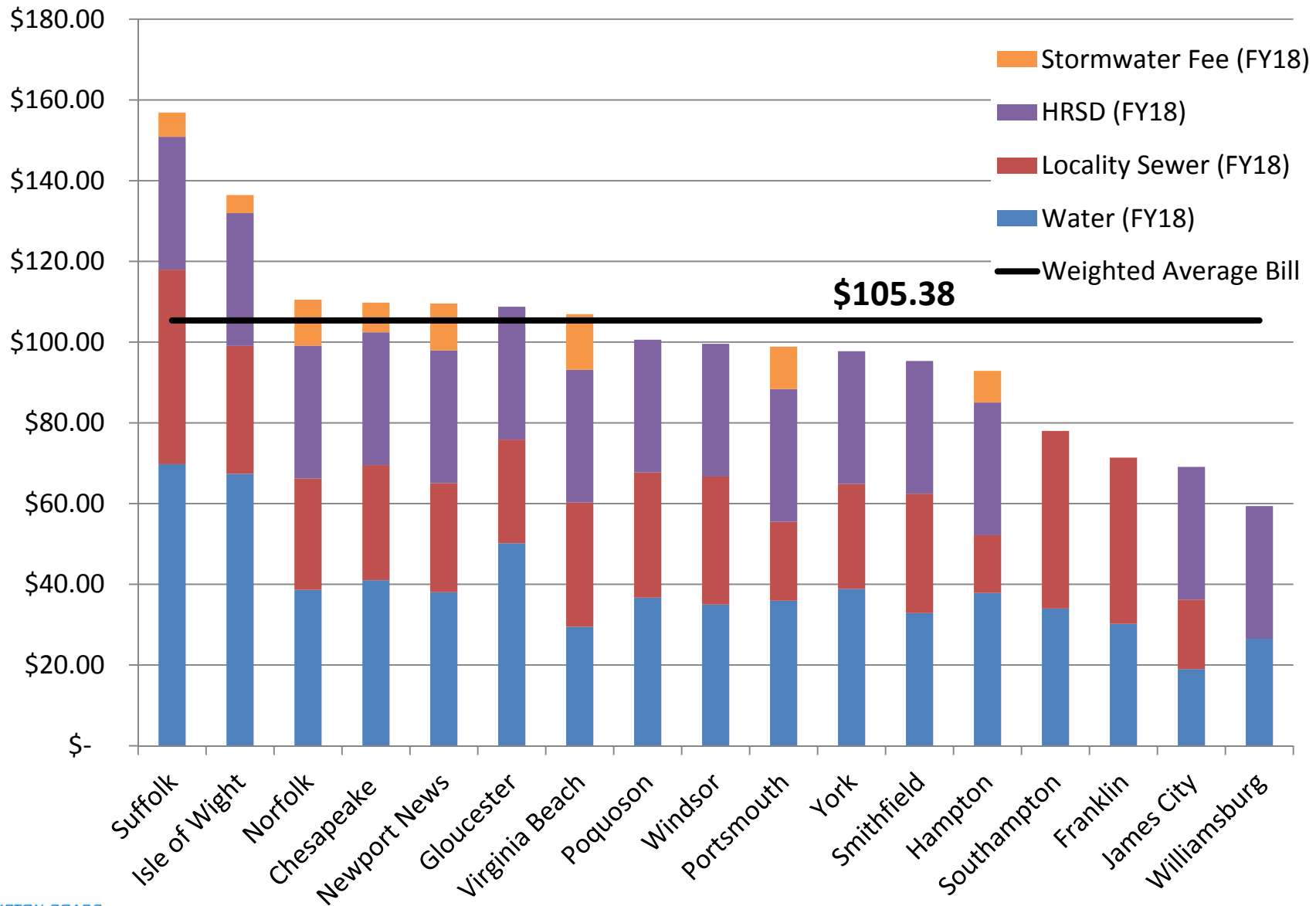
(based on FY18 rates and 5,000 gal/month water use)



# Current "Water Bill"

## Estimated Average Monthly Costs - Single Family Household Water, Sewer, & Stormwater Services

(based on FY18 rates and 5,000 gal/month water use)

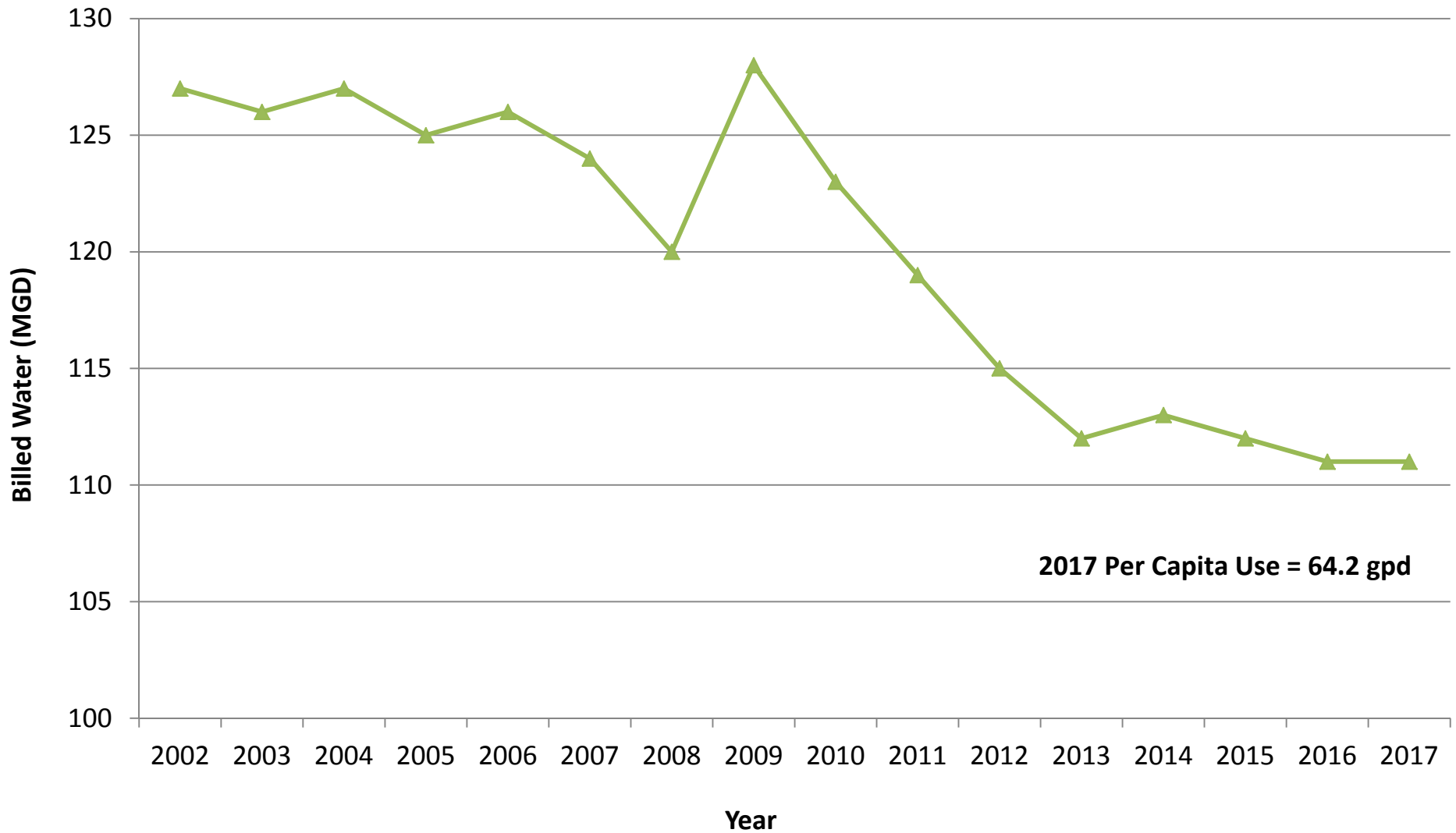


# Monthly Cost per Single-Family Household

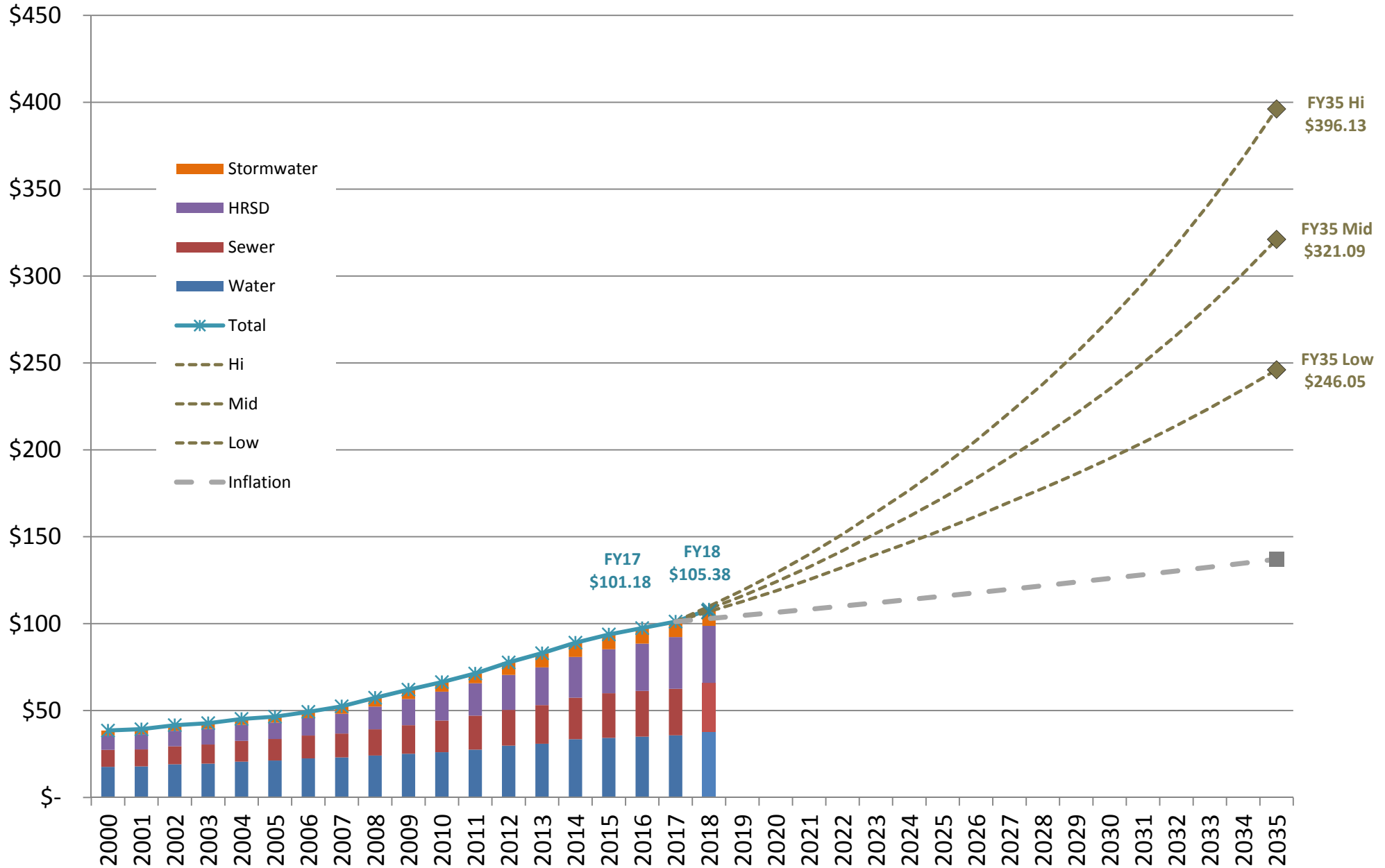
(FY18 rates; 5,000 gal/mo)

	Water (FY18)	Locality Sewer (FY18)	HRSD (FY18)	Total Sewer (FY18)	Water & Sewer (FY18)	Stormwater Fee (FY18)	MS4	Monthly Cost Water, Sewer, and Stormwater
Suffolk	\$ 69.77	\$ 48.19	\$ 32.89	\$ 81.08	\$ 150.85	\$ 6.00	Phase II	\$ 156.85
Isle of Wight	\$ 67.37	\$ 31.70	\$ 32.89	\$ 64.59	\$ 131.96	\$ 4.50	Non-MS4	\$ 136.46
Norfolk	\$ 38.64	\$ 27.61	\$ 32.89	\$ 60.49	\$ 99.13	\$ 11.39	Phase I	\$ 110.52
Chesapeake	\$ 41.01	\$ 28.52	\$ 32.89	\$ 61.41	\$ 102.42	\$ 7.35	Phase I	\$ 109.77
Newport News	\$ 38.05	\$ 27.03	\$ 32.89	\$ 59.91	\$ 97.96	\$ 11.60	Phase I	\$ 109.56
Gloucester	\$ 50.18	\$ 25.69	\$ 32.89	\$ 58.58	\$ 108.76	N/A	N/A	\$ 108.76
Virginia Beach	\$ 29.46	\$ 30.81	\$ 32.89	\$ 63.70	\$ 93.16	\$ 13.74	Phase I	\$ 106.90
Poquoson	\$ 36.70	\$ 31.00	\$ 32.89	\$ 63.89	\$ 100.59	N/A	Phase II	\$ 100.59
Windsor	\$ 35.00	\$ 31.70	\$ 32.89	\$ 64.59	\$ 99.59	N/A	N/A	\$ 99.59
Portsmouth	\$ 35.94	\$ 19.55	\$ 32.89	\$ 52.44	\$ 88.38	\$ 10.50	Phase I	\$ 98.88
York	\$ 38.86	\$ 26.00	\$ 32.89	\$ 58.89	\$ 97.75	N/A	Phase II	\$ 97.75
Smithfield	\$ 32.88	\$ 29.57	\$ 32.89	\$ 62.46	\$ 95.33	N/A	N/A	\$ 95.33
Hampton	\$ 37.85	\$ 14.30	\$ 32.89	\$ 47.19	\$ 85.04	\$ 7.83	Phase I	\$ 92.87
Southampton	\$ 34.00	\$ 44.00	\$ -	\$ 44.00	\$ 78.00	N/A	N/A	\$ 78.00
Franklin	\$ 30.22	\$ 41.16	\$ -	\$ 41.16	\$ 71.38	N/A	N/A	\$ 71.38
James City	\$ 19.00	\$ 17.21	\$ 32.89	\$ 50.10	\$ 69.10	N/A	Phase II	\$ 69.10
Williamsburg	\$ 26.50	\$ -	\$ 32.90	\$ 32.90	\$ 59.40	N/A	Phase II	\$ 59.40
Surry	Varies by Town					N/A	N/A	N/A

# HRSD - Billed Water Use (2002 to 2017)



# Average Monthly "Water Bill" in Hampton Roads 2000 to 2035



# HRSD Rate Projections 2017 to 2037

